

ATN 8x36RF

OMEGA CLASS LE/MARINE BINOCULAR



USER'S GUIDE (ATN 8X36RF) REVISION 2 - SEPTEMBER 2009

u s e r ' s g u i d e

Important Export Restrictions! Commodities, products, technologies and services contained in this manual are subject to one or more of the export control laws and regulations of the U.S. Government and they fall under the control jurisdiction of either the US Department of State or the US BIS-Department of Commerce. It is unlawful and strictly prohibited to export, or attempt to export or otherwise transfer or sell any hardware or technical data or furnish any service to any foreign person, whether abroad or in the United States, for which a license or written approval of the U.S. Government is required, without first obtaining the required license or written approval from the Department of the U.S. Government having jurisdiction. Diversion contrary to U.S. law is prohibited.




**AMERICAN
TECHNOLOGIES
NETWORK
CORP.**



EYE ADJUSTMENTS

How to adjust for distance between your eyes:



The distance between the eyes, called "interpupillary distance," varies from person to person.

To achieve perfect alignment of lens to eye, follow these simple steps:

1. Hold your binocular in the normal viewing position.
2. Grasp each barrel firmly. Move the barrels closer together or farther apart until you see a single circular field. Always reset your binocular to this position before using.

FEATURES

- Built-in step rangefinder
- Extra-long eye relief for eyeglass wearers
- Comfortable to use for extended hours
- Two year warranty

SPECIFICATIONS

Magnification	8X
Objective lens diameter ...	36 mm
Eye relief	18 mm
Real field of view	7.5°
Field of view	360 feet @ 1000 yards
Interpupillary distance	52-76 mm
Dimension.....	178x50x132 mm
Weight.....	0.6 kg/1.35 lbs

APPLICATION

ATN 8x36RF daytime Omega class binocular provide a sharp stable image with excellent low-light performance.

The combination of waterproof and high quality optics make this the perfect binocular for boating and law enforcement, as well as most hunting uses.


FOCUSING

Focus the binocular for one eye at a time by turning the ocular (eyepiece) until you see an equally sharp image with each eye. If more than one person will be using the binocular, you should mark the left and right eyepieces for your own vision to permit quick readjustment.



ROLL-DOWN EYECUPS

Your binocular fitted with rubber eyecups designed to exclude extraneous light. If you wear eyeglasses, you may be able to roll-down the eyecups. For eyeglass wearers, lowering or rolling down the eyecups will bring your eyes closer to the binocular lenses, thus providing an improved field of view.



ATTENTION!

NEVER LOOK AT THE SUN! IT MAY CAUSE LOSS OF SIGHT

CAUTION:

THIS PRODUCT CONTAINS NATURAL RUBBER LATEX WHICH MAY CAUSE ALLERGIC REACTIONS

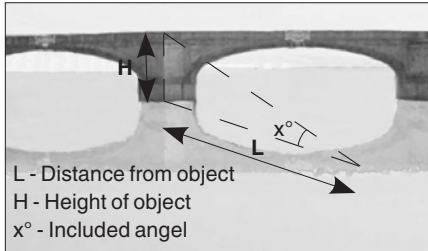
The information in this manual furnished for information use only, is subject to change without notice, is not to be construed as a commitment by ATN Corp.

ATN Corp. assumes no responsibility or liability for any errors or inaccuracies that may appear in this book.

©2005-2010 ATN Corp. All right reserved.

RANGEFINDER RETICLE

8x36RF has a built-in step rangefinder with a mils scale for distance, angle and height detection.



DISTANCE

If the height of a viewed object is known, use the following equation substituting height of object for variable H:

$$L = H / \text{MILS} \times 1000$$

ANGLE

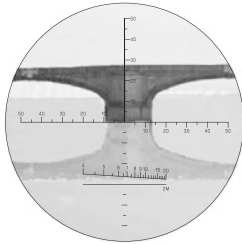
To calculate the included angle of a viewed object, use the following formula:

$$x^\circ = 0.06 \times \text{MILS}$$

HEIGHT

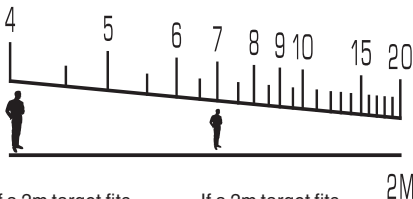
If the distance to a viewed object is known, use the following equation substituting distance to object for variable L:

$$H = L \times \text{MILS} / 1000$$



2M TARGET BASED SCALE

A 2m target fits between the numbered baseline and the main horizontal line. If the 2m target fits between the 4 and the right horizontal post of the main line the target is 400 m away. If the same target fits between the 7 and the right post of main line the target is 700 m away.



If a 2m target fits between these two lines then the target is 400m away.

If a 2m target fits between these two lines then the target is 700m away.

CARE AND CLEANING

By following these simple guidelines, your binocular will provide optimal performance for many years:

1. Keep binocular lenses clean and free of moisture and dirt.
2. When not in use, do not expose your binocular to direct sunlight for long periods of time (e.g. on the dashboard of your vehicle).
3. Store your binocular in a cool, dry place. Always store your binocular in its carrying case, with the rubber roll-down eyecups in the "up" position.
4. Binocular is precision instruments - handle them with care. Do not drop, shake, bump or rattle your binocular. Its precision optics can become misaligned (out of collimation) as a result of rough treatment, which can render the instrument virtually unusable.

Collimation problems usually require repair by a trained technician, and are generally not covered by the Warranty.

To clean your binocular, follow these simple steps:

1. Before attempting to clean any of the lenses, carefully remove all grit, sand, dirt, dust, or other substances which may scratch the surface of the optics. Avoid touching lens surfaces with fingers or coarse materials. Use a soft lens brush, lens cleaning tissue, a lint-free cotton cloth, a clean cotton swab, or "canned" air.
 2. For materials that remain on the lenses, use a liquid substance designed to remove grease (e.g., commercial lens cleaner, household window cleaner or rubbing alcohol).
- CAUTION:** Do not apply liquid directly onto a lens, which may result in the liquid seeping into the barrel of the binocular. Apply the solution onto a cloth or swab, and use the cloth or swab to remove the foreign substance with circular motions. Take care as to not rub away antireflectant lens coatings. Use a light touch.

REGISTER YOUR PRODUCT WARRANTY ONLINE AT WWW.ATNCORP.COM/WARRANTY

WARRANTY

2 YEAR PRODUCT WARRANTY

This product is guaranteed to be free from manufacturing defects in material and workmanship under normal use for a period of 2 (two) years from the date of purchase. In the event a defect that is covered by the foregoing warranty occurs during the applicable period stated above, ATN, at its option, will either repair or replace the product, and such action on the part of ATN shall be the full extent of ATN's liability, and the Customer's sole and exclusive remedy. This warranty does not cover a product (a) used in other than its normal and customary manner; (b) subjected to misuse; (c) subjected to alterations, modifications or repairs by the Customer or by any party other than ATN without prior written consent of ATN; (d) special order or "close-out" merchandise or merchandise sold "as-is" by either ATN or the ATN dealer; or (e) merchandise that has been discontinued by the manufacturer and either parts or replacement units are not available due to reasons beyond the control of ATN. ATN shall not be responsible for any defects or damage that in ATN's opinion is a result from the mishandling, abuse, misuse, improper storage or improper operation, including use in conjunction with equipment which is electrically or mechanically incompatible with or of inferior quality to the product, as well as failure to maintain the environmental conditions specified by the manufacturer. **CUSTOMER IS HEREBY NOTIFIED THAT OPERATION OF THE EQUIPMENT DURING DAYLIGHT HOURS OR UNDER ANY EXCESSIVE LIGHT CONDITIONS MAY PERMANENTLY DAMAGE THE INTERNAL COMPONENTS OF THE UNIT AND SAID DAMAGE WILL NOT BE COVERED UNDER THIS WARRANTY.** This warranty is extended only to the original purchaser. Any breach of this warranty shall be waived unless the customer notifies ATN at the address noted below within the applicable warranty period.

The customer understands and agrees that except for the foregoing warranty, no other warranties written or oral, statutory, expressed or implied, including any implied warranty of merchantability or fitness for a particular purpose, shall apply to the product. All such implied warranties are hereby and expressly disclaimed.

LIMITATION OF LIABILITY

ATN will not be liable for any claims, actions, suits, proceedings, costs, expenses, damages or liabilities arising out of the use of this product. Operation and use of the product are the sole responsibility of the Customer. ATN's sole undertaking is limited to providing the products and services outlined herein in accordance with the terms and conditions of this Agreement. The provision of products sold and services performed by ATN to the Customer shall not be interpreted, construed, or regarded, either expressly or implied, as being for the benefit of or creating any obligation toward any third party of legal entity outside ATN and the Customer; ATN's obligations under this Agreement extend solely to the Customer. **ATN's liability hereunder for damages, regardless of the form or action, shall not exceed the fees or other charges paid to ATN by the customer or customer's dealer. ATN shall not, in any event, be liable for special, indirect, incidental, or consequential damages, including, but not limited to, lost income, lost revenue, or lost profit, whether such damages were foreseeable or not at the time of purchase, and whether or not such damages arise out of a breach of warranty, a breach of agreement, negligence, strict liability or any other theory of liability.**

PRODUCT WARRANTY REGISTRATION

In order to validate the warranty on your product, ATN must receive a completed Product Warranty Registration Card for each unit or complete warranty registration on our website at www.atncorp.com. Please complete the included form and immediately mail it to our Service Center: ATN Corporation, 1341 San Mateo Avenue, South San Francisco, CA 94080.

OBTAINING WARRANTY SERVICE

To obtain warranty service on your unit, End-user must notify ATN service department by calling **800-910-2862** or **650-989-5100** or via e-mail service@atncorp.com to receive a Return Merchandise Authorization number (RMA). When returning please take or send the product, postage paid, with a copy of your sales receipt to our service center, ATN Corporation at the address noted above. All merchandise must be fully insured with the correct postage; ATN will not be responsible for improper postage or, missing or damaged merchandise during shipment. When sending product back, please clearly mark the RMA# on the outside of the shipping box. Please include a letter that indicates your RMA#, Name, Return Address, reason for service return, Contact information such as valid telephone numbers and/or e-mail address and proof of purchases that will help us to establish the valid start date of the warranty. **Product merchandise returns that do not have an RMA listed may be refused or a significant delay in processing may occur.** Estimated Warranty service time is 10-20 business days. End-user/customer is responsible for postage to ATN for warranty service. ATN will cover return postage/shipping after warranty repair to end-user/customer only if product is covered by aforementioned warranty. ATN will return product after warranty service by domestic UPS ground and/or domestic mail. Any other requested, required or international shipping method the postage/shipping fee will be the responsibility of the end-user/customer.

For customer service and technical support,
please contact
American Technologies Network Corp.

North American Office

1341 San Mateo Avenue, South San Francisco, CA
94080

phone: 800-910-2862, 650-989-5100
fax: 650-875-0129

European Office

The following countries can use our toll free number:
00 800 9102-8620
Austria, France, Germany, Holland, Italy, Spain, Sweden, Switzerland

For other countries, please use
38 048-7770214 or 38 048-7770345

www.atncorp.com